

## TRADITIONAL ESPRESSO COFFEE MACHINES

# M26 TE

## Black with ThermoDrive











M26 TE BLACK DT/1

M26 TE BLACK DT/2 COMPACT

M26 TE BLACK DT/2

M26 TE BLACK DT/3

Automatic espresso coffee machine, equipped with a microprocessor for an easy programming of coffee and hot water dosage.

-  TurboSteam - 2 selections (optional for DT/1 + DT/2 Compact)
-  TurboSteam Milk4 (optional for DT/2 + DT/3)
-  PGS (available for DT/2 and DT/3 version)
-  Mixed water
-  Smart Boiler (DT/2 + DT/3)
-  ThermoDrive
-  Green Machine (available for DT/2 and DT/3 version)
-  USB-Port (available for DT/2 and DT/3 version)
-  Bluetooth (available for DT/2 and DT/3 version)
-  Wi-Fi Connectivity (optional available for DT/2 and DT/3 version)



M26 TE Black DT/2



Features	DT/1	DT/2 Compact	DT/2	DT/3
Steam wands	1	2	2	2
Hot water wands	1	1	1	1
Hot water selections	1	1	1	1
Boiler capacity (litres)	5	5	10	15
Graphic Display	-	-	✓	✓
Light groups	-	-	✓	✓
Electric Cup Warmer (3 temperatures)	-	-	✓	✓

### Technical information

Width x Depth x Height (mm)	450 x 528 x 548	594 x 528 x 548	794 x 528 x 548	994 x 528 x 548
Weight (kg)	48	62	75	87
Power at 220-240V	3000 - 3500	3000 - 3500	-	-
Power at 380-415V3N~ 50/60Hz (W)	-	-	4200 - 4900	6200 - 7300

### Optional

Turbosteam Milk 4	-	-	-	-
Turbosteam 2 selections	-	-	-	-
Tall Cup	-	-	-	-
Tall cup DT1 + Turbosteam	-	-	-	-
Tall cup DT2 Compact + Turbosteam	-	-	-	-
Freize wood*	-	-	-	-



\*Standard with Turbosteam - Optional Tall cup